

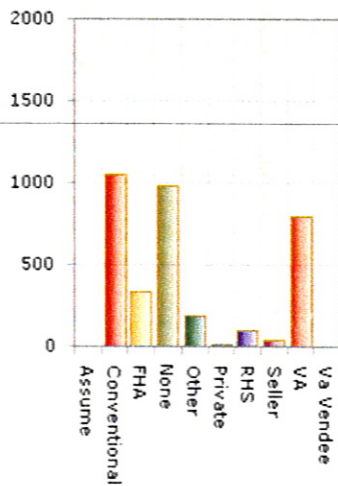
Sold Terms and Market Statistics

Criteria: Status: S, Category: Combined Residential
 Statistics for Entire MIs from 1/1/2010 to 10/12/2010

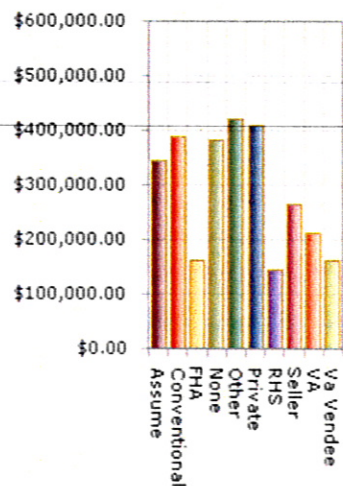
Areas: 11,12,13,14,15,16,17,18,20,23,25

Sold Terms	Total	Total List \$	Total Sold \$	Avg List \$	Avg Sold \$	Med Sold \$	Avg DOM	Avg DTC	Avg \$/SF
ASSUME	1	\$344,300	\$344,300	\$344,300	\$344,300	\$344,300	0	117	\$156
CONVENTIONAL	1046	\$405,336,277	\$366,647,691	\$387,510	\$350,523	\$250,000	218	62	\$173
FHA	334	\$53,736,002	\$50,965,514	\$160,886	\$152,591	\$140,000	127	66	\$91
NONE	981	\$374,626,104	\$331,188,869	\$381,881	\$337,603	\$200,000	198	44	\$176
OTHER	191	\$80,185,311	\$72,943,686	\$419,818	\$381,904	\$229,000	221	52	\$190
PRIVATE	13	\$5,301,700	\$4,537,300	\$407,823	\$349,023	\$194,000	356	33	\$184
RHS	101	\$14,621,919	\$14,154,223	\$144,771	\$140,140	\$139,000	131	65	\$85
SELLER	38	\$10,067,350	\$9,195,800	\$264,930	\$241,994	\$128,750	209	35	\$140
VA	792	\$168,530,783	\$162,868,762	\$212,791	\$205,642	\$192,000	105	54	\$102
VA VENDEE	1	\$161,900	\$161,000	\$161,900	\$161,000	\$161,000	29	87	\$60
TOTALS	3498	\$1,112,911,646	\$1,013,007,145	\$318,156	\$289,596	\$197,462	176	55	\$136

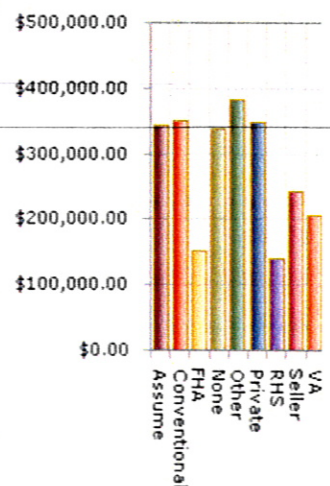
Total Listings Sold



Average List Price



Average Sold Price



--Information deemed reliable but not guaranteed--
 Copyright: 2010 by the Emerald Coast Association MLS.
 Prepared by WILLIAMS, PATRICIA of American Realty of NW FL Inc on Tuesday, October 12, 2010 9:32 AM.